

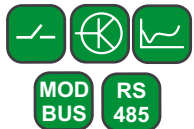
FEATURES:




INPUTS:



OUTPUTS:

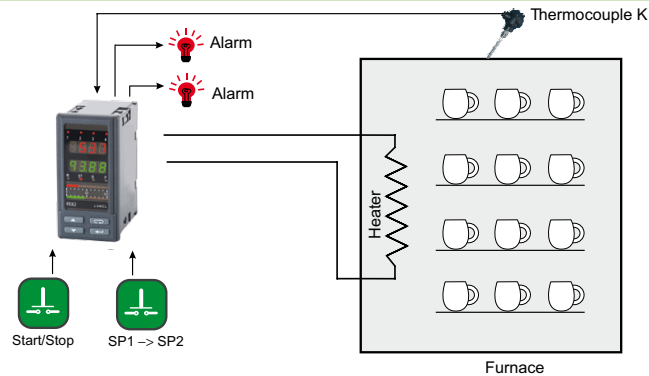


GALVANIC ISOLATION:



- Universal measuring input.
- Binary input control.
- Set point value: constant value, programmed or from an additional input.
- On/off, PID, PID step-by-step control (valve control) or PID of heating-cooling type.
- 2 relay outputs in standard and optional 2 outputs: relay, OC or analog output.
- Soft-start function.
- 8 types of alarms.
- Alarm latch function.
- Timer function.
- Measurement of heater current and check of heater overheating or shortening of the control element (e.g. SSR).

EXAMPLE OF APPLICATION



Process control of ceramic firing.

INPUT

Input type	Range	Error
Pt100	-200 .. 850°C	0.2%
Pt1000	-200 .. 850°C	0.2%
Fe-CuNi (J)	-100 .. 1200°C	0.3%
Cu-CuNi (T)	-100 .. 400°C	0.3%
NiCr-NiAl (K)	-100 .. 1372°C	0.3%
PtRh10-Pt (S)	0 .. 1767°C	0.5%
PtRh13-Pt (R)	0 .. 1767°C	0.5%
PtRh30-PtRh6 (B)	200 .. 1767°C	0.5%
NiCr-CuNi (E)	-100 .. 1000°C	0.3%
NiCrSi-NiSi (N)	-100 .. 1300°C	0.3%
Chromel-kopel (L)	-100 .. 800°C	0.3%
Current channels (I)	0/4 .. 20 mA	0.2% +/- 1 digit
Voltage channels (U)	0 .. 5/10 V	0.2% +/- 1 digit
Binary	voltageless	

OUTPUT

Output type	Properties	Load capacity
Relay voltageless output	NO contacts	2 A/ 230 V a.c. (outp. 1, 2, 3 and 4)
Transistor voltage output	0/5 V	max 40 mA
Continuous voltage output	0 .. 10 V	at $R_{load} \geq 1 \text{ k}\Omega$
Continuous current output	0 .. 20 mA, 4 .. 20 mA	at $R_{load} \leq 500 \Omega$
Supply of measuring relays	24 V d.c.	max 30 mA

DIGITAL INTERFACE

Interface type	RS-485	Mode
Protocol	Modbus RTU	8N2, 8E1, 8O1, 8N1
Baud rate	4.8, 9.6, 19.2, 38.4, 57.6 kbit/s	

EXTERNAL FEATURES

Readout field	2 x 4 digits	digit height: 10 mm, red and green
Overall dimensions	48 x 96 x 93 mm	
Weight	< 0.2 kg	
Protection grade	from frontal side: IP65	from terminal side: IP20
Bargraph	2 x 21 points	color: red and green

Export department:
+48 68 45 75 130
e-mail: export@lumel.com.pl

LUMEL S.A.
ul. Słubicka 4
65-127 Zielona Góra
POLAND
WWW.LUMEL.COM.PL

RATED OPERATING CONDITIONS

Supply voltage	85 .. 253 V a.c./ d.c.	20 .. 40 V a.c./d.c.
Temperature	ambient: 0...23...50°C	storage: -20...70°C
Humidity	< 85%	without condensation
Operating position	any	

SAFETY AND COMPATIBILITY REQUIREMENTS

Electromagnetic compatibility	noise immunity	acc. to EN 61000-6-2
	noise emissions	acc. to EN 61000-6-4
Pollution level	2	
Installation category	III	
Maximal phase-to-earth operating voltage	supply, output: 300 V	input circuits: 50 V
Altitude above sea level	2000 m	

CONNECTION DIAGRAMS

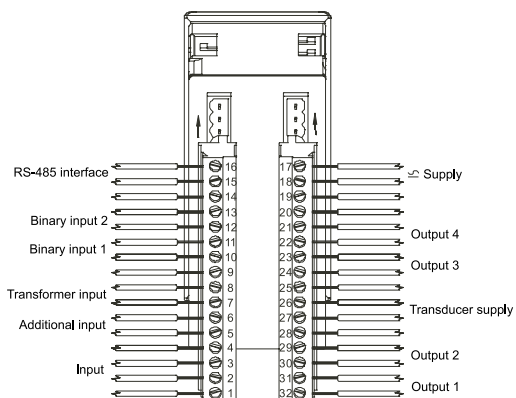


Fig. 1. View of controller connection terminal strips.

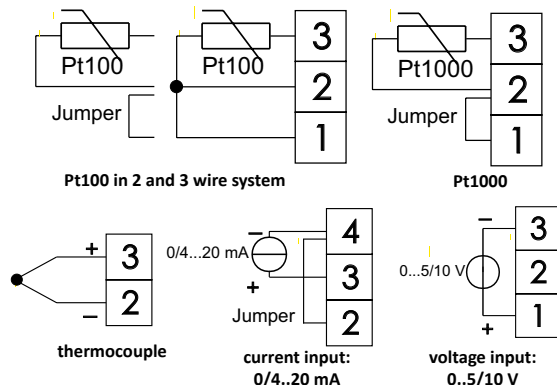


Fig. 2. Connection of input signals.

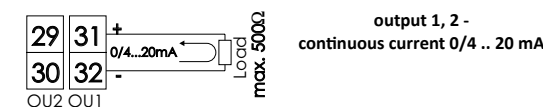
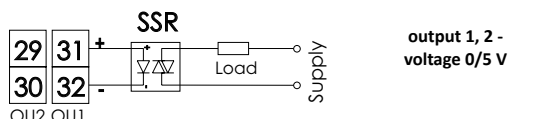
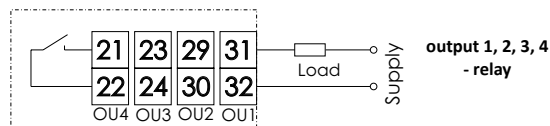


Fig. 3. Control/alarm output.

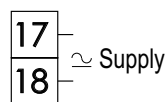


Fig. 4. Supply.

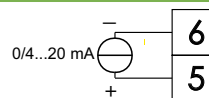


Fig. 5. Signal of additional input.

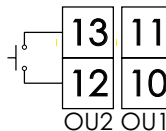


Fig. 6. Binary input 1 and 2.

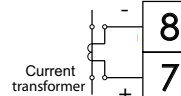


Fig. 7. Current transformer input.

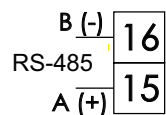


Fig. 8. RS-485 interface.

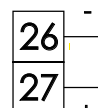


Fig. 9. Supply of 24 V transducers.

ORDERING

Ordering Code	Description
RE82 431100M0*	Temperature controller RE82, universal input for thermoresistors, thermocouples or for standard analog signals, 1x analog output 10V, 1x analog output 0/4..20mA, 2x relay output, 1x supplying output 24 V d.c., 2x binary input, RS-485 interface, supply 85..253 V a.c./d.c., documentation and descriptions in Polish and English version, test certificate
RE82 131100M0*	Temperature controller RE82, universal input for thermoresistors, thermocouples or for standard analog signals, 1x analog output 0/4...20mA, 3x relay output, 1x supplying output 24 V d.c. 2x binary input, RS-485 interface, supply 85..253 V a.c./d.c., documentation and descriptions in Polish and English version, test certificate
RE82 111100M0*	Temperature controller RE82, universal input for thermoresistors, thermocouples or for standard analog signals, 4x relay output, 2x binary input, 1x supplying output 24 V d.c. RS-485 interface, supply 85..253 V a.c./d.c., documentation and descriptions in Polish and English version, test certificate

* Upon agreement, an option to order a calibration certificate for the product is available against payment. Then, in the execution code, in the place of the last character, enter the digit 2, eg **RE82 111100M0**. The customer will then receive a standard test certificate and a calibration certificate (against payment).

Export department:
+48 68 45 75 130
e-mail: export@lumel.com.pl

LUMEL S.A.
ul. Słubicka 4
65-127 Zielona Góra
POLAND
WWW.LUMEL.COM.PL